



| VEHICLE  |     |    |        | BAR TYPE    |    | CONNECTOR | BED HEIGHT ADDED (mm/in) |    |
|--|-----|----|--------|-------------|----|-----------|--------------------------|----|
| RAM 1500 Quad Cab w/ RAM BOX DT Gen 5 SHORT BED 5ft7 |     |    |        | Reconn-Deck |    | RTD4      | 331/13                   |    |
| VEHICLE NOTES  |     |    |        |             |    |           |                          |    |
| REGION   | AUS | NZ | USA    | CA          | SA | UK        | EU                       | ZA |
| AVAILABILITY   | x   | x  | ✓      | ✓           | x  | x         | x                        | x  |
| RUNNING DATES  | -   | -  | 2019 - | 2019 -      | -  | -         | -                        | -  |


VISIT THE ONLINE CALCULATOR FOR CURRENT SYSTEM LOAD LIMIT DATA




**DYNAMIC LOAD LIMIT (ON AND OFF-ROAD):**  
**\*USE THE VEHICLE MANUFACTURER'S MAXIMUM TRACK ALLOWANCE IF IT IS LOWER THAN THE FIGURE LISTED**

  
 CARGO  
 UP TO **133 Kg**  
**294 lbs**


+


  
 SYSTEM WEIGHT  
**17 Kg**  
**37 lbs**

=

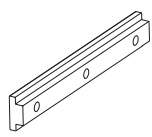
  
 LOAD LIMIT  
 UP TO **150 Kg**  
**331 lbs**

OR

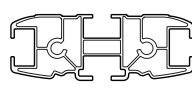
  
**\*VEHICLE MANUFACTURER'S TRUCK BED UTILITY TRACK LOAD LIMIT**

 **TOTAL STATIC LOAD LIMIT: UP TO 375kg / 827lbs**

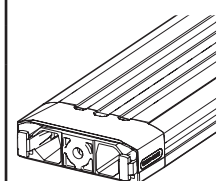
## BASE

| TRACK NUTS   | PART DETAILS |        |
|--|--------------|--------|
|  | PART NO      | RD-FK3 |
|  | KIT QTY      | 1      |

## BAR

| CROSS BAR   | PART DETAILS |        |
|---|--------------|--------|
|  | PART NO      | RDB126 |
|   | QTY          | 2      |

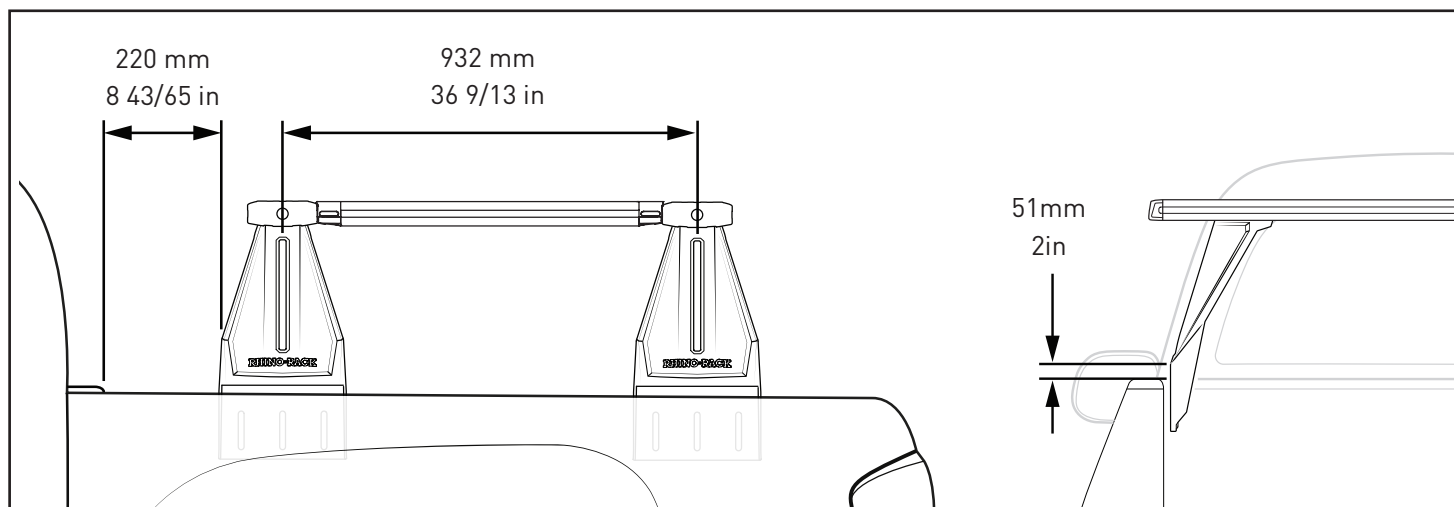
## ACCESSORY

| NS BAR  | PART DETAILS |         |
|---|--------------|---------|
|  | PART NO      | RDNSB75 |
|   | QTY (pair)   | 1       |

Recommended NS Bar setup is included in the SYSTEM WEIGHT above. Refer to NS BAR Instructions for custom setups.

ONLY COMPATIBLE WITH RECONN-DECK BARS

## RECOMMENDED TOWER SPACING



After positioning Towers, return to NS bar Instructions.

## NOTES FOR DEALERS / FITTERS

It is your responsibility to ensure these fitting instructions are given to the end user or client.